



Classworks

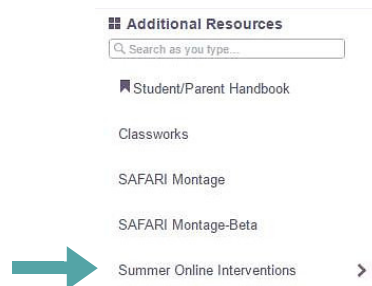
Step-by-Step Student Directions

1. Log in to MY eCLASS.

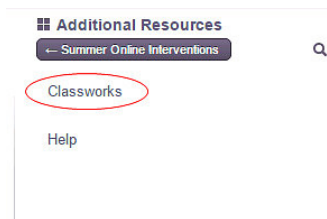
Sign in to **GCPS**
Employee Portal & MY eCLASS Student Portal

SIGN IN

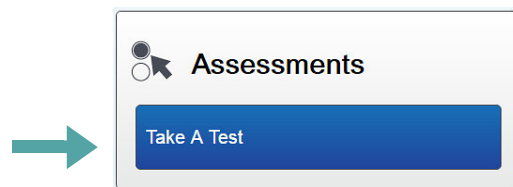
2. Click "Summer Online Interventions" under Additional Resources.



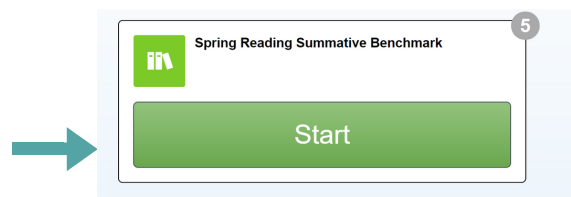
3. Select "Classworks" under Summer Online Interventions.



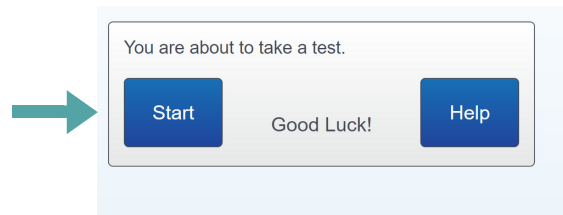
4. Your first assignment is to take a pre-test. Click the "Take a Test" button under Assessments.



5. Click on the "Start" button to take your pre-test for Reading (Language Arts) and/or Math.
Note: The Summer Online Intervention courses will be using the Spring Summative Benchmarks.

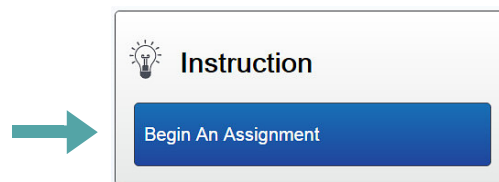


6. To begin your benchmark pre-test, select the "Start" button.

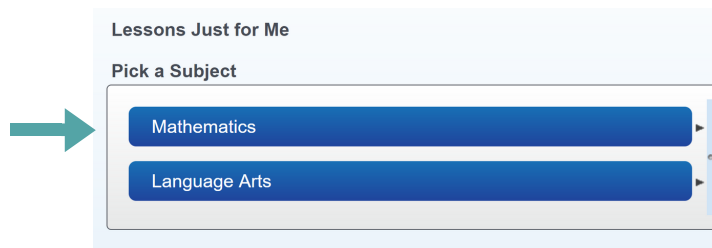


7. Complete the assigned benchmark pre-test. You will need to wait until the *next day* for personalized assignments.

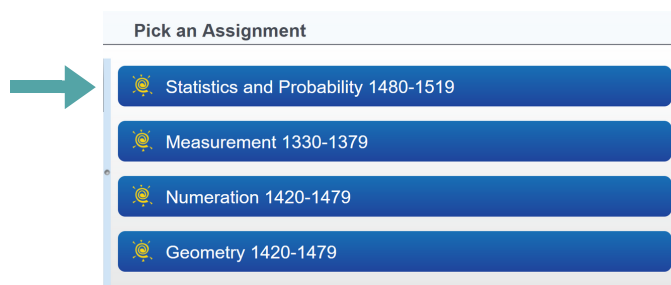
8. On the next day, log in to Classworks and select the "Begin an Assignment" button under Instruction.



9. Select a subject under "Lessons Just for Me."



10. Select an activity under "Pick an Assignment." These are your personalized assignments.



11. Complete all of the activities assigned to you. Remember, you can always revisit activities if you need extra help.